

Preliminary Screening Information on Possible Classes of Chemicals Used in UV Applications for Future Consideration

Materials for November 3, 2016 Meeting of the Scientific Guidance Panel for
Biomonitoring California¹

The purpose of this document is to provide background information to the Scientific Guidance Panel (SGP) on two possible chemical classes for future consideration as potential designated chemicals under Biomonitoring California: benzophenones and phenolic benzotriazoles. Both of these classes are used in ultraviolet (UV) applications.²

The current document was developed in response to the Panel's request at their November 2010 meeting for the Program to review sunscreen chemicals as a broad category. Evaluating chemical classes provides flexibility to quickly respond to shifts in chemical use; supports the development of broad laboratory panels and non-targeted screening; and uses Program resources efficiently.

For six example chemicals in each class, we summarize preliminary screening information on:

- Chemical identity
- Use and production/import volume
- Some toxicity information
- Selected detections in biological and environmental samples
- Selected information from EPI Suite³

At the November 3 meeting, the Panel will provide input on what next steps, if any, should occur on these two classes. The SGP could request that OEHHA prepare a potential designated chemical document on one or both of these classes; propose further screening or continued tracking of the classes; advise no further action on either class; and/or suggest other classes for possible consideration.

¹ California Environmental Contaminant Biomonitoring Program, codified at Health and Safety Code section 105440 et seq.

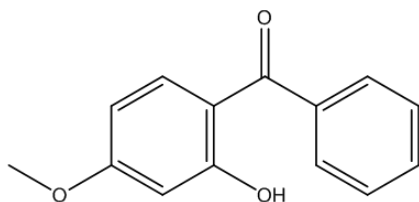
² "UV applications" includes uses as UV stabilizers, UV absorbers, or photoinitiators, for example.

³ Estimation Program Interface Suite™ available at: <https://www.epa.gov/tsca-screening-tools/download-epi-suite-estimation-program-interface-v411>

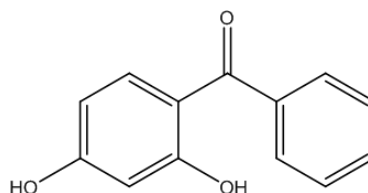
Benzophenones

Benzophenones are used as UV absorbers, UV stabilizers and/or photoinitiators in: sunscreens and other personal care products; plastics, including food contact plastics; paints and other coatings; inks and lacquers for paperboard, including food packaging; fragrances; and pesticide formulations. Structures for six example benzophenones are shown below.

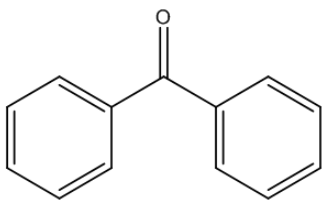
Benzophenone-3 (BP-3) (*already designated*)



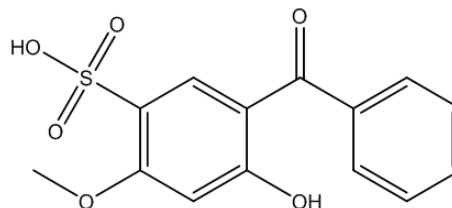
Benzophenone-1 (BP-1)



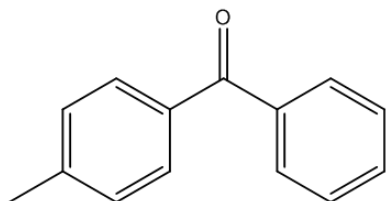
Benzophenone



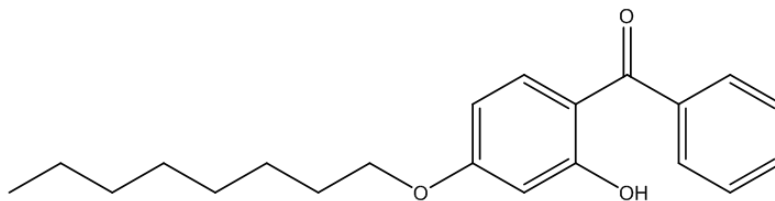
Benzophenone-4 (BP-4)



4-Methylbenzophenone



Benzophenone-12 (BP-12)



Possible Classes of Chemicals Used in UV Applications

Chemical identity	US production/ import volume (lbs)	EPI Suite information ⁴	Some toxicity information	Selected detections
Benzophenone-3 (BP-3)⁵ CASRN: 131-57-7 Synonyms: (2-hydroxy-4-methoxyphenyl)- phenylmethanone; oxybenzone <i>Metabolites include:</i> <i>BP-1, BP-2, BP-8</i>	1986: >500K - 1M 1990: >1M - 10M 1994: >1M - 10M 1998: >1M - 10M 2002: 10K - 500K 2006: No data 2012: 100K - 500K	MW: 228.25 Log K _{ow} : 3.79 (exp) Water sol: 68.56 mg/L BCF: 38.24 L/kg Half-lives (hours) Air 1.28 Water 900 Soil 1,800 Sediment 8,100	<ul style="list-style-type: none"> • Indications of estrogenic, anti-estrogenic, and anti-androgenic activity • Cytotoxic in human neuroblastoma cells at environmentally relevant doses • ToxCast⁶: endocrine activity; immune- and inflammation-related effects 	<ul style="list-style-type: none"> • Urine • Serum • Breast milk • Adipose tissue • Aquatic organisms (fish, mussels, clams) • Dust
Benzophenone CASRN: 119-61-9 Synonym: diphenylmethanone <i>Metabolites include:</i> <i>4-hydroxy-benzophenone</i>	1986: >1M - 10M 1990: >1M - 10M 1994: >1M - 10M 1998: >1M - 10M 2002: >1M - 10M 2006: 1 - <10M 2012: 3,867,158	MW: 182.22 Log K _{ow} : 3.18 (exp) Water sol: 103.3 mg/L BCF: 15.14 L/kg Half-lives (hours) Air 72.2 Water 360 Soil 720 Sediment 3,240	<ul style="list-style-type: none"> • Carcinogenicity (listed under Proposition 65) • Indications of estrogenic and anti-androgenic activity • ToxCast: endocrine activity; developmental toxicity in zebrafish 	<ul style="list-style-type: none"> • Urine • Dust
4-Methylbenzophenone CASRN: 134-84-9 Synonym: (4-methylphenyl)phenyl- methanone	1986: No data 1990: No data 1994: 10 - 500K 1998: 10 - 500K 2002: 10 - 500K 2006: No data 2012: Withheld	MW: 196.25 Log K _{ow} : 3.69 (est) Water sol: 32 mg/L BCF: 33.07 L/kg Half-lives (hours) Air 39.2 Water 900 Soil 1,800 Sediment 8,100	<ul style="list-style-type: none"> • Cytotoxic in human neuroblastoma cells at environmentally relevant doses • ToxCast: endocrine activity; immune- and inflammation-related effects 	<ul style="list-style-type: none"> • None located

⁴ MW = molecular weight; Log K_{ow} = log octanol-water partition coefficient; exp = experimental, est = estimated; water sol = water solubility at 25°C; BCF = bioconcentration factor in L/kg wet-wt (abbreviated L/kg).

⁵ BP-3 is already on the list of designated chemicals and is included here for comparison purposes.

⁶ Selected activity from US EPA's high-throughput chemical Toxicity Forecaster (ToxCastTM) program, available at: <https://actor.epa.gov/dashboard/>.

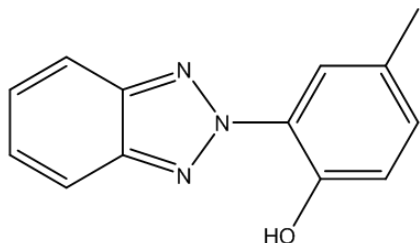
Possible Classes of Chemicals Used in UV Applications

Chemical identity	US production/ import volume (lbs)	EPI Suite information ⁴	Some toxicity information	Selected detections
Benzophenone-1 (BP-1) CASRN: 131-56-6 Synonyms: (2,4-dihydroxyphenyl)- phenylmethanone; 2,4- dihydroxybenzophenone <i>BP-1 is commercially used and is also a metabolite of BP-3.</i>	1986: >1M - 10M 1990: >1M - 10M 1994: >1M - 10M 1998: 10K - 500K 2002: 10K - 500K 2006: <500K 2012: 31,680	MW: 214.22 Log K _{ow} : 2.96 (est) Water sol: 413.4 mg/L BCF: 10.9 L/kg Half-lives (hours) Air 1.28 Water 360 Soil 720 Sediment 3,240	<ul style="list-style-type: none"> • Indications of estrogenic and anti-androgenic activity • ToxCast: endocrine activity; effects on cellular metabolism 	<ul style="list-style-type: none"> • Urine • Dust
Benzophenone-4 (BP-4) CASRN: 4065-45-6 Synonyms: 5-benzoyl-4-hydroxy-2- methoxybenzenesulfonic acid; sulisobenzene	1986: No data 1990: 10K - 500K 1994: 10K - 500K 1998: 10K - 500K 2002: 10K - 500K 2006: No data 2012: Withheld	MW: 308.31 Log K _{ow} : 0.37 (est) Water sol: 20,290 mg/L BCF: 3.162 L/kg Half-lives (hours) Air 3.44 Water 900 Soil 1,800 Sediment 8,100	<ul style="list-style-type: none"> • Indications of estrogenic, anti-estrogenic, and anti-androgenic activity • ToxCast: endocrine activity 	<ul style="list-style-type: none"> • Urine • Placental tissue
Benzophenone-12 (BP-12) CASRN: 1843-05-6 Synonyms: (2-hydroxy-4-octoxyphenyl)- phenylmethanone; octabenzene	1986: >1M - 10M 1990: >1M - 10M 1994: >1M - 10M 1998: >1M - 10M 2002: >1M - 10M 2006: 1M - <10M 2012: 1,979,838	MW: 326.44 Log K _{ow} : 6.96 (est) Water sol: 0.03693 mg/L BCF: 200.2 L/kg Half-lives (hours) Air 1.18 Water 360 Soil 720 Sediment 3,240	<ul style="list-style-type: none"> • ToxCast: decreased cell viability; effects on cellular metabolism; immune- and inflammation-related effects 	<ul style="list-style-type: none"> • None located

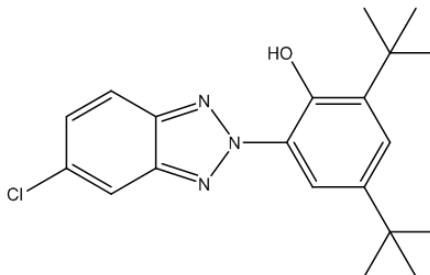
Phenolic Benzotriazoles

Phenolic benzotriazoles are used as UV absorbers and/or stabilizers in: plastics, including for food contact materials and electronics; paints and other coatings; cosmetics; fragrances; textiles, including clothing; and pesticide formulations. Structures for six example phenolic benzotriazoles are shown below.

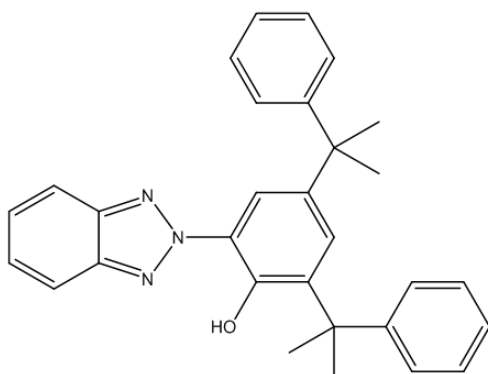
UV P



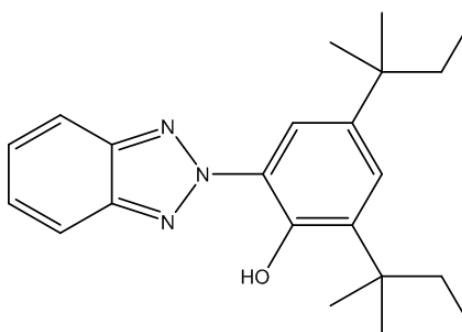
UV 327



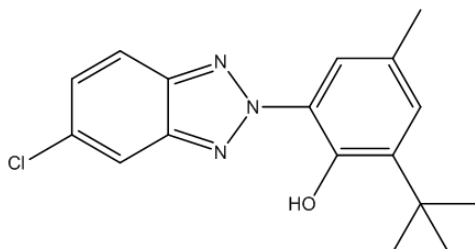
UV 234



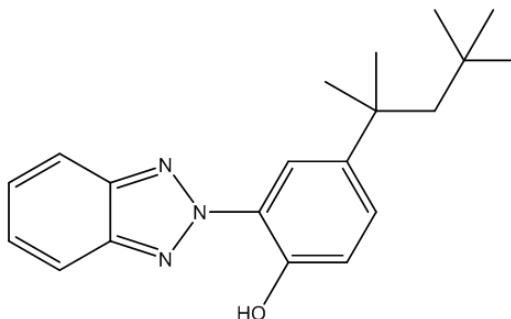
UV 328



UV 326



UV 329



Possible Classes of Chemicals Used in UV Applications

Chemical identity	US production/ import volume (lbs)	EPI Suite information	Some toxicity information	Selected detections
UV P CASRN: 2440-22-4 Synonyms: 2-(benzotriazol-2-yl)-4-methylphenol; drometrizole	1986: >1M - 10M 1990: >1M - 10M 1994: >1M - 10M 1998: >1M - 10M 2002: >500K - 1M 2006: 500K - <1M 2012: 605,074	MW: 225.25 Log K _{ow} : 4.31 (exp) Water sol: 25.59 mg/L BCF: 324.1 L/kg Half-lives (hours) Air 8.43 Water 900 Soil 1,800 Sediment 8,100	<ul style="list-style-type: none"> NTP studies underway⁷ Indications of anti-androgenic activity Indications of aryl hydrocarbon receptor (AhR) pathway activation ToxCast: endocrine activity; AhR pathway activation 	<ul style="list-style-type: none"> Breast milk Fish
UV 234 CASRN: 70321-86-7 Synonym: 2-(benzotriazol-2-yl)-4,6-bis(2-phenylpropan-2-yl)phenol	1986: >1M - 10M 1990: >1M - 10M 1994: >1M - 10M 1998: >1M - 10M 2002: >1M - 10M 2006: 1M - <10M 2012: 1M - 10M	MW: 447.58 Log K _{ow} : 7.67 (est) Water sol: 0.001648 mg/L BCF: 3,741 L/kg Half-lives (hours) Air 11.8 Water 1,440 Soil 2,880 Sediment 13,000	<ul style="list-style-type: none"> NTP studies underway ToxCast: effects on xenobiotic metabolism 	<ul style="list-style-type: none"> Fish Dust
UV 326 CASRN: 3896-11-5 Synonyms: 2-tert-butyl-6-(5-chlorobenzotriazol-2-yl)-4-methylphenol; bumetrizole	1986: 10K - 500K 1990: 10K - 500K 1994: >500K - 1M 1998: >500K - 1M 2002: >500K - 1M 2006: 500K - <1M 2012: 394,026	MW: 315.81 Log K _{ow} : 5.55 (est) Water sol: 0.6838 mg/L BCF: 1,283 L/kg Half-lives (hours) Air 17.2 Water 1,440 Soil 2,880 Sediment 13,000	<ul style="list-style-type: none"> NTP studies underway Indications of AhR pathway activation ToxCast: effects on xenobiotic metabolism; increased cell proliferation 	<ul style="list-style-type: none"> Breast milk Aquatic organisms (fish, mussels, and other) Dust

⁷ NTP (National Toxicology Program) is currently studying phenolic benzotriazoles. Tests include short-term toxicity, toxicokinetics, and genetic toxicology. More information is available at: <http://ntp.niehs.nih.gov/testing/noms/search/summary/nm-n21204.html>.

Possible Classes of Chemicals Used in UV Applications

Chemical identity	US production/ import volume (lbs)	EPI Suite information	Some toxicity information	Selected detections
UV 327 CASRN: 3864-99-1 Synonym: 2,4-ditert-butyl-6-(5-chlorobenzotriazol-2-yl)phenol	1986: 10K - 500K 1990: 10K - 500K 1994: 10K - 500K 1998: 10K - 500K 2002: 10K - 500K 2006: <500K 2012: Withheld	MW: 357.89 Log K _{ow} : 6.91 (est) Water sol: 0.02628 mg/L BCF: 10,160 L/kg Half-lives (hours) Air 19.5 Water 1,440 Soil 2,880 Sediment 13,000	<ul style="list-style-type: none"> • NTP studies underway • Included on ECHA Candidate List of substances of very high concern based on vP/vB⁸ • ToxCast: not tested 	<ul style="list-style-type: none"> • Breast milk • Porpoise blubber • Aquatic organisms (fish, mussels, and other) • Dust
UV 328 CASRN: 25973-55-1 Synonym: 2-(benzotriazol-2-yl)-4,6-bis(2-methylbutan-2-yl)phenol	1986: >1M - 10M 1990: >1M - 10M 1994: >1M - 10M 1998: >1M - 10M 2002: >1M - 10M 2006: 1M - <10M 2012: 2,246,476	MW: 351.50 Log K _{ow} : 7.25 (est) Water sol: 0.01479 mg/L BCF: 6,006 L/kg Half-lives (hours) Air 16.3 Water 1,440 Soil 2,880 Sediment 13,000	<ul style="list-style-type: none"> • NTP studies underway • Included on ECHA Candidate List of substances of very high concern based on PBT⁹ and vP/vB • ToxCast: no clear indications of activity 	<ul style="list-style-type: none"> • Breast milk • Dolphin plasma and porpoise blubber • Aquatic organisms (fish, mussels and other) • Dust
UV 329 CASRN: 3147-75-9 Synonyms: 2-(benzotriazol-2-yl)-4-(2,4,4-trimethylpentan-2-yl)phenol; octrizole	1986: >500K - 1M 1990: >1M - 10M 1994: 10K - 500K 1998: >1M - 10M 2002: >1M - 10M 2006: 1M - <10M 2012: 500K - 1M	MW: 323.44 Log K _{ow} : 6.21 (est) Water sol: 0.1678 mg/L BCF: 5,843 L/kg Half-lives (hours) Air 8.03 Water 1,440 Soil 2,880 Sediment 13,000	<ul style="list-style-type: none"> • NTP studies underway • ToxCast: increased cell cycle arrest; endocrine activity; immune- and inflammation-related effects 	<ul style="list-style-type: none"> • Breast milk • Fish

⁸ vP/vB = very persistent and very bioaccumulative⁹ PBT = persistent, bioaccumulative, and toxic

References consulted

General

Dix D, Houck KA, Martin MT et al. 2007. The ToxCast Program for prioritizing toxicity testing of environmental chemicals. *Toxicol Sci* 95:5-12.

ECHA (European Chemicals Agency). 2016. Candidate List of Substances of Very High Concern for Authorisation Available at: <https://echa.europa.eu/candidate-list-table>.

International Fragrance Association (IFRA). 2011. IFRA Survey: Transparency List. Available at: <http://www.ifraorg.org/en-us/ingredients#.V3xKmKLyYks>.

Kavlock R, Chandler K, Houck K et al. 2012. Update on EPA's ToxCast program: Providing high throughput decision support tools for chemical risk management. *Chem Res Toxicol* 25:1287-1302.

OEHHA (Office of Environmental Health Hazard Assessment). 2012. Green Chemistry Hazard Traits for California's Toxics Information Clearinghouse. California Code of Regulations, Title 22, Division 4.5, Chapter 54, Sections 69401-69407.2. Available at: <http://oehha.ca.gov/media/downloads/risk-assessment/gcregtext011912.pdf>.

US EPA (US Environmental Protection Agency). 2002. Non-Confidential Inventory Update Reporting Production Volume Information. Toxic Substances Control Act (TSCA) Inventory. Available at: <http://www.epa.gov/cdr/tools/data/2002-vol.html>.

US EPA. 2006. Non-Confidential 2006 Inventory Update Reporting Company/Chemical Records. TSCA Inventory.

US EPA. 2012a. Chemical Data Reporting (CDR). Available at: https://java.epa.gov/oppt_chemical_search/.

US EPA. 2012b. Estimation Program Interface Suite™ (EPI Suite). v. 4.11. Available at: <https://www.epa.gov/tsca-screening-tools/download-epi-suitetm-estimation-program-interface-v411>.

US EPA. 2016a. Inert Use Information. InertFinder. Pesticides. Available at: <https://iaspub.epa.gov/apex/pesticides/f?p=101:1>.

US EPA. 2016b. Interactive Chemical Safety for Sustainability (iCSS) ToxCast Dashboard. Available at: <https://actor.epa.gov/dashboard/>.

US FDA (US Food and Drug Administration). 2014a. Title 21. Code of Federal Regulations. Part 175. Indirect food additives: Adhesives and components of coatings. Available at: <http://www.accessdata.fda.gov/scripts/cdrh/cfdocs/cfcr/CFRSearch.cfm?CFRPart=175>.

US FDA. 2014b. Title 21. Code of Federal Regulations. Part 176 Indirect food additives: Paper and paperboard components. Available at: <http://www.accessdata.fda.gov/scripts/cdrh/cfdocs/cfcr/CFRSearch.cfm?CFRPart=176>.

US FDA. 2014c. Title 21. Code of Federal Regulations. Part 177. Indirect food additives: Polymers. Available at: <http://www.accessdata.fda.gov/scripts/cdrh/cfdocs/cfcr/CFRSearch.cfm?CFRPart=177>.

Possible Classes of Chemicals Used in UV Applications

US FDA. 2016a. Title 21. Code of Federal Regulations. Part 172 - Food additives permitted for direct addition to food for human consumption. Subpart F - Flavoring agents and related substances. Section 172.515 Synthetic flavoring substances and adjuvants. Available at:

<http://www.accessdata.fda.gov/scripts/cdrh/cfdocs/cfCFR/CFRSearch.cfm?fr=172.515>.

US FDA. 2016b. Title 21. Code of Federal Regulations. Part 352 - Sunscreen drug products for over-the-counter human use. Subpart B - Active ingredients Section 352.10 Sunscreen active ingredients. Available at:

<http://www.accessdata.fda.gov/scripts/cdrh/cfdocs/cfcr/CFRSearch.cfm?fr=352.10&SearchTerm=sunscreen>

Benzophenones

Asimakopoulous AG, Xue J, De Carvalho B et al. 2015. Urinary biomarkers of exposure to 57 xenobiotics and its association with oxidative stress in a population in Jeddah, Saudi Arabia. *Environ Res* 150:573-581.

Balazs A, Krifaton C, Orosz I et al. 2016. Hormonal activity, cytotoxicity and developmental toxicity of UV filters. *Ecotoxicol Environ Saf* 131:45-53.

Bae J, Kim S, Kannan K, Buck Louis GM. 2016. Couples' urinary concentrations of benzophenone-type ultraviolet filters and the secondary sex ratio. *Sci Total Environ* 543(Pt A):28-36.

Beel R, Lutke Eversloh C, Ternes TA. 2013. Biotransformation of the UV-filter sulisobenzone: Challenges for the identification of transformation products. *Environ Sci Technol* 47:6819-6828.

Brandt M, Becker E, Johncke U et al. 2016. A weight-of-evidence approach to assess chemicals: case study on the assessment of persistence of 4,6-substituted phenolic benzotriazoles in the environment. *Environ Sci Eur* 28(4):1-14.

Broniowska Z, Pomierny B, Smaga I et al. 2016. The effect of UV-filters on the viability of neuroblastoma (SH-SY5Y) cell line. *Neurotoxicology* 54:44-52.

Buck Louis GM, Chen Z, Kim S et al. 2015. Urinary concentrations of benzophenone-type ultraviolet light filters and semen quality. *Fertil Steril* 104:989-996.

Buck Louis GM, Kannan K, Sapra KJ et al. 2014. Urinary concentrations of benzophenone-type ultraviolet radiation filters and couples' fecundity. *Am J Epidemiol* 180:1168-1175.

Buckley JP, Herring AH, Wolff MS, Calafat AM, Engel SM. 2016. Prenatal exposure to environmental phenols and childhood fat mass in the Mount Sinai Children's Environmental Health Study. *Environ Int* 91:350-356.

Careghini A, Filippo Mastorgio A, Saponaro S, Sezenna S. 2015. Bisphenol A, nonylphenols, benzophenones, and benzotriazoles in soils, groundwater, surface water, sediments and food: A review. *Environ Sci Pollut Res* 22:5711-5741.

Caruana D, McPherson T, Cooper S. 2011. Allergic contact dermatitis caused by benzophenone-4 in a printer. *Contact Dermatitis* 64: 183-184.

Cosmetic Ingredient Review Expert Panel. 1983. Addendum to the final report on the safety assessment of benzophenones-1, -3, -4, -5, -9, and -11 to include benzophenones-2, -6, and -8. *J Am Coll Toxicol* 2:79-84.

Possible Classes of Chemicals Used in UV Applications

de Sousa G, Teng S, Salle-Siri R et al. 2016. Prediction of the metabolic clearance of benzophenone-2, and its interaction with isoeugenol and coumarin using cryopreserved human hepatocytes in primary culture. *Food Chem Toxicol* 90:55-63.

EFSA (European Food Safety Authority). 2009a. EFSA statement on the presence of 4-methylbenzophenone found in breakfast cereals. Question No. EFSA-Q-2009-410. The EFSA Journal RN-243:1-19. Available at: <http://onlinelibrary.wiley.com/doi/10.2903/j.efsa.2009.243r/epdf>.

EFSA. 2009b. Toxicological evaluation of benzophenone. Scientific Opinion of the Panel on food contact materials, enzymes, flavourings and processing aids (CEF). Question No. EFSA-Q-2009-411. The EFSA Journal 1104:1-30. Available at: <http://onlinelibrary.wiley.com/doi/10.2903/j.efsa.2009.1104/pdf>.

Gao C, Liu L, Ma W et al. 2015. Benzophenone-type UV filters in urine of Chinese young adults: Concentration, source and exposure. *Environ Poll* 203:1-6.

Health Canada. 2016. Screening assessment report on phenol, 2-(2H-benzotriazol-2-yl)-4,6-bis(1,1-dimethylpropyl)-(BDTP) Chemical Abstracts Service Registry Number 25973-55-1. Available at: http://www.ec.gc.ca/ese-ees/78FEE504-0718-4ECE-8C6E-126F1D4EF58D/FSAR_BDTP_EN.pdf.

Hines EP, Mendola P, von Ehrenstrin OS et al. 2015. Concentrations of environmental phenols and parabens in milk, urine and serum of lactating North Carolina women. *Reprod Toxicol* 54:120-128.

Hughes TM, Stone NM. 2007. Benzophenone 4: an emerging allergen in cosmetics and toiletries? *Contact Dermatitis* 56:153-156.

IARC (International Agency for Research on Cancer). 2013. Some chemicals present in industrial and consumer products, food and drinking water. Volume 101. IARC Monographs on the Evaluation of Carcinogenic Risks to Humans. Available at: <http://monographs.iarc.fr/ENG/Monographs/vol101/mono101.pdf>.

Jiménez-Díaz I, Artacho-Cordón F, Vela-Soria F et al. 2016. Urinary levels of bisphenol A, benzophenones and parabens in Tunisian women: A pilot study. *Sci Total Environ* 562:81-88.

Kang HS, Ko A, Kwon JE et al. 2016. Urinary benzophenone concentrations and their association with demographic factors in a South Korean population. *Environ Res* 149:1-7.

Kawamura Y, Ogawa Y, Nishimura T et al. 2003. Estrogenic activities of UV stabilizers used in food contact plastics and benzophenone derivatives tested by the Yeast Two-Hybrid Assay. *J Health Sci* 49:205-212.

Kawamura Y, Mutsuga M, Kato T et al. 2005. Estrogenic and anti-androgenic activities of benzophenones in human estrogen and androgen receptor mediated mammalian reporter gene assays. *J Health Sci* 51:48-54.

Kerdivel G, Le Guevel R, Habauzit D et al. 2013. Estrogenic potency of benzophenone UV filters in breast cancer cells: Proliferative and transcriptional activity substantiated by docking analysis. *PLoS ONE* 8(4):e60567.

Kim B, Kwon B, Jang S et al. 2016. Major benzophenone concentrations and influence of food consumption among the general population in Korea, and the association with oxidative stress biomarker. *Sci Total Environ* 565:649-655.

Ko A, Kang HS, Park JH et al. 2015. The association between urinary benzophenone concentrations and personal care product use in Korean adults. *Arch Environ Contam Toxicol* 70:640-646.

Possible Classes of Chemicals Used in UV Applications

Koda T, Umezu T, Kamata R et al. 2005. Uterotrophic effects of benzophenone derivatives and a *p*-hydroxybenzoate used in ultraviolet sunscreens. *Env Res* 98:40-45.

Kunisue T, Chen Z, Buck Louis GM et al. 2012. Urinary concentrations of benzophenone-type UV filters in US women and their association with endometriosis. *Environ Sci Technol* 46:4624-4632.

Kunz PY, Fent K. 2006. Multiple hormonal activities of UV filters and comparison of *in vivo* and *in vitro* estrogenic activity of ethyl-4-aminobenzoate in fish. *Aquat Toxicol* 79:305-324.

León Z, Chisvert A, Balaguer Á, Salvador A. 2010. Development of a fully automated sequential injection solid-phase extraction procedure coupled to liquid chromatography to determine free 2-hydroxy-4-methoxybenzophenone and 2-hydroxy-4-methoxybenzophenone-5-sulphonic acid in human urine. *Anal Chim Acta* 664:178-184.

León Z, Chisvert A, Tarazona I, Salvador A. 2010. Solid-phase extraction liquid chromatography–tandem mass spectrometry analytical method for the determination of 2-hydroxy-4-methoxybenzophenone and its metabolites in both human urine and semen. *Anal Bioanal Chem* 398:831-843.

Ma R, Cotton B, Lichtensteiger W, Schlumpf M. 2003. UV filters with antagonistic action at androgen receptors in the MDA-kb2 cell transcriptional-activation assay. *Tox Sci* 74:43-50.

Miller D, Wheals BB, Beresford N, Sumpter JP. 2001. Estrogenic activity of phenolic additives determined by an *in vitro* yeast bioassay. *Environ Health Perspect* 109:133-138.

Molina-Molina JM, Escande A, Pillon A et al. 2008. Profiling of benzophenone derivatives using fish and human estrogen receptor specific *in vitro* bioassays. *Toxicol Appl Pharmacol* 232:384-395.

Moos RK, Angerer J, Wittsiepe J et al. 2014. Rapid determination of nine parabens and seven other environmental phenols in urine samples of German children and adults. *Int J Hyg Environ Health* 217:845-853.

Morohoshi K, Yamamoto H, Kamata R et al. 2005. Estrogenic activity of 37 components of commercial sunscreen lotions evaluated by *in vitro* assays. *Toxicol in Vitro* 19:457-469.

Nashev LG, Schuster D, Laggner C et al. 2010. The UV-filter benzophenone-1 inhibits 17 β -hydroxysteroid dehydrogenase type 3: Virtual screening as a strategy to identify potential endocrine disrupting chemicals. *Biochem Pharmacol* 79:1189-1199.

NTP (National Toxicology Program). 1992. Technical report on the toxicity studies of 2-Hydroxy-4-methoxybenzophenone (CAS No. 131-57-7). NIH Publication No. 92-3344. NTP Toxicity Report Number 21.

Pollack AZ, Buck Louis GM, Chen Z et al. 2015. Bisphenol A, benzophenone-type ultraviolet filters, and phthalates in relation to uterine leiomyoma. *Environ Res* 137: 101-107.

Rachon D, Rimoldi G, Wuttke W. 2006. *In vitro* effects of benzophenone-2 and octyl-methoxycinnamate on the production of interferon-gamma and interleukin-10 by murine splenocytes. *Immunopharmacol Immunotoxicol* 28: 501-510.

Sang Z, Leung KSY. 2016. Environmental occurrence and ecological risk assessment of organic UV filters in marine organisms from Hong Kong coastal waters. *Sci Total Environ* 566-567:489-498.

Possible Classes of Chemicals Used in UV Applications

- Schlecht C, Klammer H, Jarry H, Wuttke W. 2004. Effects of estradiol, benzophenone-2 and benzophenone-3 on the expression pattern of the estrogen receptors (ER) alpha and beta, the estrogen receptor-related receptor 1 (ERR1) and the aryl hydrocarbon receptor (AhR) in adult ovariectomized rats. *Toxicology* 205:123-130.
- Schlecht C, Klammer H, Frauendorf H et al. 2008. Pharmacokinetics and metabolism of benzophenone 2 in the rat. *Toxicology* 245(1-2):11-17.
- Schlumpf M, Cotton B, Conscience M et al. 2001. *In vitro* and *in vivo* estrogenicity of UV screens. *Environ Health Perspect* 109:239-244.
- Schlumpf M, Schmid P, Durrer S et al. 2004. Endocrine activity and developmental toxicity of cosmetic UV filters - an update. *Toxicology* 205:113-122.
- Schlumpf M, Kypke K, Wittassek M et al. 2010. Exposure patterns of UV filters, fragrances, parabens, phthalates, organochlor pesticides, PBDEs and PCBs in human milk: Correlation of UV filters with use of cosmetics. *Chemosphere* 81:1171-1183.
- Schmutzler C, Bacinski A, Gotthardt I et al. 2007. The ultraviolet filter benzophenone 2 interferes with the thyroid hormone axis in rats and is a potent *in vitro* inhibitor of human recombinant thyroid peroxidase. *Endocrinology* 148:2835-2844.
- Schreurs R, Lanser P, Seinen W, van der Burg B. 2002. Estrogenic activity of UV filters determined by an *in vitro* reporter gene assay and an *in vivo* transgenic zebrafish assay. *Arch Toxicol* 76(5-6):257-61.
- Schreurs RH, Sonneveld E, Jansen J et al. 2005. Interaction of polycyclic musks and UV filters with the estrogen receptor (ER), androgen receptor (AR), and progesterone receptor (PR) in reporter gene bioassays. *Toxicol Sci* 83:264-272.
- Seidlová-Wuttke D, Jarry H, Wuttke W. 2004. Pure estrogenic effect of benzophenone-2 (BP2) but not of bisphenol A (BPA) and dibutylphthalate (DBP) in uterus, vagina and bone. *Toxicology* 205:103-112.
- State of California. 2016. Chemicals Known to the State to Cause Cancer or Reproductive Toxicity. Title 27, California Code of Regulations, section 27001. Available at: <http://oehha.ca.gov/media/downloads/cnr/p65list071516.pdf>.
- Suzuki T, Kitamura S, Khota R et al. 2005. Estrogenic and antiandrogenic activities of 17 benzophenone derivatives used as UV stabilizers and sunscreens. *Toxicol Applied Pharmacol* 203:9-17.
- Valle-Sistac J, Molins-Delgado D, Díaz M et al. 2016. Determination of parabens and benzophenone-type UV filters in human placenta. First description of the existence of benzyl paraben and benzophenone-4. *Env Int* 88:243-249.
- Vela Soria F, Ballesteros O, Zafra-Gómez A et al. 2014. A new method for the determination of benzophenone-UV filters in human serum samples by dispersive liquid-liquid microextraction with liquid chromatography-tandem mass spectrometry. *Talanta* 121:97-104.
- Waldman JM, Gavin Q, Anderson M et al. 2016. Exposures to environmental phenols in Southern California firefighters and findings of elevated urinary benzophenone-3 levels. *Environ Int* 88:281-287.
- Wang L, Asimakopoulous AG, Moon HB et al. 2013. Benzotriazole, benzothiazole, and benzophenone compounds in indoor dust from the United States and East Asian Countries. *Environ Sci Technol* 47: 4752-4759.

Possible Classes of Chemicals Used in UV Applications

- Wang L, Kannan K. 2013. Characteristic profiles of benzophenone-3 and its derivatives in urine of children and adults from the United States and China. *Environ Sci Technol* 47:12532–12538.
- Wang L, Asimakopoulos AG, Kannan K. 2015. Accumulation of 19 environmental phenolic and xenobiotic heterocyclic aromatic compounds in human adipose tissue. *Environ Int* 78:45–50.
- Watanabe Y, Kojima H, Takeuchi S et al. 2015. Metabolism of UV-filter benzophenone-3 by rat and human liver microsomes and its effect on endocrine-disrupting activity. *Toxicol Appl Pharmacol* 282:119-128.
- Yamasaki K, Takeyoshi M, Sawaki M et al. 2003. Immature rat uterotrophic assay of 18 chemicals and Hershberger assay of 30 chemicals. *Toxicology* 183:93-115.
- Zhang J, Kamstra J, Ghorbanzadeh M et al. 2015. *In silico* approach to identify potential thyroid hormone disruptors among currently known dust contaminants and their metabolites. *Environ Sci Technol* 49:10099-10107.
- Zucchi S, Bluthgen N, Ieronino A, Fent K. 2011. The UV-absorber benzophenone-4 alters transcripts of genes involved in hormonal pathways in zebrafish (*Danio rerio*) eleuthero-embryos and adult males. *Toxicol Appl Pharmacol* 250:137-146.

Phenolic benzotriazoles

- Avagyan R, Sadiqsis I, Thorsen G et al. 2013. Determination of benzothiazole and benzotriazole derivatives in tire and clothing textile samples by high performance liquid chromatography–electrospray ionization tandem mass spectrometry. *J Chromatogr A* 1307:119-125.
- Avagyan R, Luongo G, Thorsen G, Ostman C. 2015. Benzothiazole, benzotriazole, and their derivatives in clothing textiles - a potential source of environmental pollutants and human exposure. *Environ Sci Pollut Res* 22:5842-5849.
- Ballesteros-Gómez A, Jonkers T, Covaci A, de Boer J. 2016. Screening of additives in plastics with high resolution time-of-flight mass spectrometry and different ionization sources: direct probe injection (DIP)-APCI, LC-APCI, and LC-ion booster ESI. *Anal Bioanal Chem* 408:2945-2953.
- BASF. 2005. Uvinul® light stabilizers. Technical information. Available at: http://www2.basf.us/additives/pdfs/uvvinul_grades_4605e.pdf.
- Brandt M, Becker E, Johncke U et al. 2016. A weight-of-evidence approach to assess chemicals: case study on the assessment of persistence of 4,6-substituted phenolic benzotriazoles in the environment. *Environ Sci Eur* 28:1-14.
- Bradley E, Stratton J, Leak J et al. 2013. Printing ink compounds in foods: UK survey results. *Food Addit Contam Part B Surveill* 6:73-83.
- Chang L, Pengyu B, Liu Y et al. 2013. Simultaneous analysis of trace polymer additives in plastic beverage packaging by solvent sublation followed by high-performance liquid chromatography. *J Agric Food Chem* 61:7165-7171.
- Cosmetic Ingredient Review Expert Panel. 2008. Amended final report of the safety assessment of drometrizole as used in cosmetics. *Int J Toxicol* 27(Suppl 1):63-75.

Possible Classes of Chemicals Used in UV Applications

- Ema M, Fukunishi K, Matsumoto M et al. 2006. Evaluation of developmental toxicity of ultraviolet absorber 2-(3',5'-ditert-butyl-2'-hydroxyphenyl)-5-chlorobenzotriazole in rats. *Drug Chem Toxicol* 29:215-225.
- Ema M, Fukunishi K, Hirose A et al. 2008. Repeated-dose and reproductive toxicity of the ultraviolet absorber 2-(3',5'-ditert-butyl-2'-hydroxyphenyl)-5-chlorobenzotriazole in rats. *Drug Chem Toxicol* 31:399-412.
- Fent K, Chew G, Li J et al. 2014. Benzotriazole UV-stabilizers and benzotriazole: Antiandrogenic activity *in vitro* and activation of aryl hydrocarbon receptor pathway in zebrafish eleuthero-embryos. *Sci Total Environ* 482-483:125-136.
- Ikarashi Y, Tsuchiya T, Nakamura A. 1994. Contact sensitivity to Tinuvin P in mice. *Contact Dermatitis* 30:226-230.
- IVL Swedish Environmental Research Institute Ltd. 2009. Screening of benzothiazoles, benzenediamines, dicyclohexylamine and benzotriazoles. Project sponsor: Swedish Environmental Protection Agency. IVL report B2023.
- Kim JW, Isobe T, Malarvannan G et al. 2012. Contamination of benzotriazole ultraviolet stabilizers in house dust from the Philippines: Implications on human exposure. *Sci Total Environ* 424:174-181.
- Kim JW, Isobe T, Ramaswamy BR et al. 2011. Contamination and bioaccumulation of benzotriazole ultraviolet stabilizers in fish from Manila Bay, the Philippines using an ultra-fast liquid chromatography–tandem mass spectrometry. *Chemosphere* 85:751-758.
- Lee S, Kim S, Park J et al. 2015. Synthetic musk compounds and benzotriazole ultraviolet stabilizers in breast milk: Occurrence, time-course variation and infant health risk. *Environ Res* 140:466-473.
- Lu Z, Peart T, Cook C, De Silva A. 2016. Simultaneous determination of substituted diphenylamine antioxidants and benzotriazole ultraviolet stabilizers in blood plasma and fish homogenates by ultra high performance liquid chromatography–electrospray tandem mass spectrometry. *J Chromatogr A* 1461:51-58.
- Luongo G, Avagyan R, Hongyu R, Ostman C. 2016. The washout effect during laundry on benzothiazole, benzotriazole, quinoline, and their derivatives in clothing textiles. *Environ Sci Pollut Res* 23:2537-2548.
- Miller D, Wheals B, Beresford N, Sumpter J. 2001. Estrogenic activity of phenolic additives determined by an *in vitro* yeast bioassay. *Environ Health Perspect* 109:133-138.
- Morohoshi K, Yamamoto H, Kamata R et al. 2005. Estrogenic activity of 37 components of commercial sunscreen lotions evaluated by *in vitro* assays. *Toxicol In Vitro* 19:457-469.
- Nakata H, Murata S, Filatreau J. 2009. Occurrence and concentrations of benzotriazoles UV stabilizers in marine organisms and sediments from the Ariake Sea, Japan. *Env Sci Technol* 43:6920-6926.
- Nakata H, Shinohara R, Murata S, Watanabe M. 2010. Detection of benzotriazole UV stabilizers in the blubber of marine mammals by gas chromatography-high resolution mass spectrometry (GC-HRMS). *J Environ Monitor* 12:2088-2092.
- Nakata H, Shinohara R, Nakazawa Y et al. 2012. Asia-Pacific mussel watch for emerging pollutants: Distribution of synthetic musks and benzotriazole UV stabilizers in Asian and US coastal waters. *Mar Pollut Bull* 64:2211-2218.
- Nagayoshi H, Kakimoto K, Takagi S et al. 2015. Benzotriazole ultraviolet stabilizers show potent activities as human aryl hydrocarbon receptor ligands. *Env Sci Technol* 49: 578-587.

Possible Classes of Chemicals Used in UV Applications

NTP. 2011. Chemical Information Review Document for Phenolic Benzotriazoles. Available at: https://ntp.niehs.nih.gov/ntp/noms/support_docs/phenolicbenzotriazoles_cird_oct2011_508.pdf.

NTP. 2016. Nomination Summary for Octrizole and Related Phenolic Benzotriazoles (N21204). Available at: <http://ntp.niehs.nih.gov/testing/noms/search/summary/nm-n21204.html>.

OEHHA. 2010. Human Health Risk Assessment of Isomate®-EGVM. Available at: http://oehha.ca.gov/media/downloads/pesticides/report/hhraisomate-egvm2010_0.pdf

US EPA. 2009. Hazard Characterization Document: Screening-level hazard characterization- sponsored chemicals: Phenolic benzotriazoles category. Available at: <https://pharosproject.net/uploads/files/cml/1372166891.pdf>.

US EPA. 2010. TSCA New Chemicals Program (NCP) Chemical Categories. Available at: https://www.epa.gov/sites/production/files/2014-10/documents/ncp_chemical_categories_august_2010_version_0.pdf.

Wick A, Jacobs B, Kunkel U et al. 2016. Benzotriazole UV stabilizers in sediments, suspended particulate matter and fish of German rivers: New insights into occurrence, time trends and persistency. Environ Poll 212:401-412.

Zhuang S, Wang H, Ding K et al. 2016a. Interactions of benzotriazole UV stabilizers with human serum albumin: Atomic insights revealed by biosensors, spectroscopies and molecular dynamics simulations. Chemosphere 144:1050-1059.

Zhuang S, Lv X, Pan L et al. 2016b. Benzotriazole UV 328 and UV-P showed distinct antiandrogenic activity upon human CYP3A4-mediated biotransformation. Environ Pollut S0269-7491(16):31629-3. doi: 10.1016/j.envpol.2016.10.011. [Epub ahead of print].